



SEPTEMBER, 2024

CONTENTS

WELCOME

SEPTEMBER to Twin Fountains

September in the Northern Hemisphere and March in the Southern Hemisphere are seasonally equivalent. In the Northern hemisphere, the beginning of the meteorological autumn is on 1 September.

September was originally the seventh of 3 months in the oldest known Roman calendar, the calendar of Romulus c. 750 BC; with March the first month of the year until perhaps as late as 451 BC. After the calendar reform that added January and February to the beginning of the year, September became the ninth month but retained its name. It had 29 days until the Julian reform, which added a day.

September's birthstone is the Sapphire. Romantic and regal, sapphires have long been a symbol of loyalty, purity and trust. Embrace September birth flower: Aster or Morning Glory, symbolizing love, wisdom, and the fleeting beauty of each day

- Page 1 September Special Events
- Page 2 A Word from our President
- Page 3 Board Of Directors Information
- Page 4 Park Information
- Page 5 Labor Day Picnic – September 2nd
- Page 6 Celebrating September Birthdays
- Page 7 Bread Making Class September 28th
- Page 8 Greg is in the Garden
- Page 10 Two Events Coming Up that you Love!
- Page 11 From the desk of a Retired Chef!
- Page 13 Good Vision In a Downpour!
- Page 15 Resident's Corner
- Page 16 "Frankenstein" FIND-A-WORD
- Page 17 Heart Walk
- Page 18 For Sale – Golf Cart
- Page 19 Extracurricular Events Calendar
- Page 20 Extracurricular Events Description

<https://www.twinfountainsclub.com>

EVENTS FOR September

2	SEPTEMBER	<i>Labor Day Picnic</i>	12:30 PM
28	SEPTEMBER	<i>Breadmaking Class</i>	9:00 AM

Mark Your Calendars!



This summer has certainly gone by fast. The northerners will soon be coming back. Some have already returned. Welcome back to all.

I would like to clarify a topic that has been brought to my attention that some residents in the park are not clear on. This is the subject of guests. We are a 55+ community. Because we are a 55+ community, there are specific rules that you need to adhere to regarding guests.

Please read sections 11.14 & 11.15 in your Governing Documents. These sections cover guest occupancy and age requirements. Persons

under the age of fifty-five (55) and over forty-five (45) may occupy and reside in the unit as long as one of the occupants is age fifty-five (55) or older. Persons under the age of forty-five (45) shall be allowed to occupy the unit on a temporary basis, as a GUEST pursuant to the guest restrictions. Guest Occupancy is covered in Section 17. This section states that anyone under the age of 45 is classified as a GUEST and can be in the Unit Owners home for not more than thirty (30) days overnight in any one calendar year. If you have guests under the age of 45 and they are staying overnight, please make sure you are abiding by the guest rules.

As many of you know Arlene, who is heading the new Adventure Club, broke her ankle while visiting relatives this summer. She is still recouping and will not be back in time for the October 26 event to the Wonder House. **This trip is being canceled.** She is still planning to have the November 7th trip to the Polk County Sheriff's Office & State Park. If you are planning to go, she will need the money by Oct 10th. I have posted a signup sheet in the clubhouse.

All homes should have a binder that contains the Governing Documents along with the key to the clubhouse. In the event that you sell your property, the book and the key are required to be given to the new owner either at closing or brought to the office so they can be passed on to the new owner. Replacement books & keys are available at the office. Books are \$30.00 & Keys are \$5.00 to replace. If you have any questions, please see me.

Reminder, we are having a Labor Day Picnic. The date is September 2, 2024. The time is 12:30 (this is a time change from the original time of 1:00). Please bring a dessert. There is a signup sheet in the clubhouse. There is a \$5.00 donation for this event.

Hope to see everyone there!



MARY MARSILLETT, President & Treasurer

BEV TANKE, Vice President, Asst. Treasurer

DAVE CALI, Director, Maintenance

TOM THOMAS, Director

GREG KETT, Director

ALISON STEFFEN, Secretary

The monthly board of directors' meetings are on the 4th Monday of each month. The agenda for the board meeting will be posted on the bulletin board outside the clubhouse. If you have an issue that you need brought up in front of the board, please fill out the form located in the clubhouse by the 15th of each month for the 4th Monday of the month. This form must be signed and returned by the 15th of each month to be on the agenda for the month. Items not on the correct form or not signed will not be accepted.

ATTENDING BOARD MEETINGS IS A GREAT WAY TO LEARN WHAT IS HAPPENING IN YOUR PARK SO YOU CAN STAY INVOLVED! ALL RESIDENTS ARE MORE THAN WELCOME TO ANY OF THE MONTHLY BOARD MEETINGS!

Hope to See You There

Twin Fountains Adventure Club



Reminder



November 7th, 2024 – Polk County Sheriff Office & State Park

Tour the actual office of the Polk County Sheriff and 911 call center. Lunch will be in Bonnet Springs, Lakeland and will be provided by our social club. A tram will be available to take us around the beautiful park to see the Botanical Garden and take us to the Butterfly House, Nature Center, Canopy Walk & Kid Tree House. This park will not disappoint! Transportation by carpool. Price per person is \$15.00.

All payments due by October 10th, 2024

Questions or Payments

See Arlene Pierce (815)-823-7350



TWIN FOUNTAINS CONTACT INFORMATION:
Website: www.twinfountainsclub.com
Email: twinfountainsclub@gmail.com

IF YOU HAVE ANY QUESTIONS regarding your trash pickup, Call Polk County at (863) 284-4319. **THE PICKUP DATE IS the 2nd Thursday of the month for furniture and appliances ONLY.** If other items do not fit in your trash containers, please call Polk County at the number above. These items **MUST** be at the curb no earlier than the day before the pickup date.

PLEASE NOTE - Before you plan any event in the club house, you must confirm it with Carl Hodge (Phone: 860 202-2320).

***EFFECTIVE October 1, 2024:** There will be no more recycling in our area. You may call Polk County Waste to collect your toter or you may keep it and use it for waste. Trash & yard

waste will be picked up on Thursday. Large household item pickup will change from the 2nd Thursday of the month to the 3rd Thursday of the month.

IF YOU WOULD LIKE to have something added to the newsletter, please place your request in the slot of the office door in the clubhouse, (Mary Marsillett's office) or our Newsletter editor, Rob Lippert [Phone: 404 312-0995] *by the 25th the of the preceding month.*

SIGN UP inside the clubhouse on the Bulletin Board if you would like your birthday to appear in the newsletter.

REMINDER - We will no longer collect used ink cartridges (See March Edition for details).

FOR IMMEDIATE ASSISTANCE, please contact Mary Marsillett at 574 551-9655 or one of the board members

TO ALL RESIDENTS



WE HAVE A GREAT PARK! Please take the time to read the bylaws of the park. By moving into this park, you agree to abide by these bylaws. Following these rules makes this a great place we want to live!

Several of the key issues are maintenance of property, pets, speeding, leasing of property & visitors. If any of these issues concern you, please re-read the bylaws to make sure you are complying with these rules.

Let's keep this park the great place that it is. The book containing these documents for the park is to stay with the home when it is sold along with the clubhouse key. If you do not have a copy, please let Mary know. We will work to get you a copy. There is a charge for the book if the property is sold and the sellers do not have the book.

Come to our LABOR DAY

P I C N I C

Hamburgers

Hotdogs

& all the fixin's
September 2, 2024

12:30 PM

Bring your favorite dessert!

Cost: \$5.00 Donation

**Signup sheet in the
clubhouse**

**10007
50**



Royalty is born in SEPTEMBER

IF YOU WOULD LIKE TO BE INCLUDED IN THE MONTHLY BIRTHDAY LIST, THERE IS A SIGN-UP SHEET IN THE CLUBHOUSE!

- September 4 – Marilyn Cali
- September 16 – David Cali
- September 17 – Joy McDougall
- September 27 – Kimi Whipple
- September 27 - Carlos Echevarria

THE CAT IN THE HAT ON AGING



I cannot see
I cannot pee
I cannot chew
I cannot screw
Goodness! What can I do?
My memory shrinks
My hearing stinks
No sense of smell
I look like hell
My mood is bad - can you tell?
My body's drooping
Have trouble pooping
The Golden Years
have come at last
The Golden Years
can kiss my ass.



*Come back
to our
amazing*

**TWIN
FOUNTAINS**

BREAD BAKING
Hands-On Cooking Class

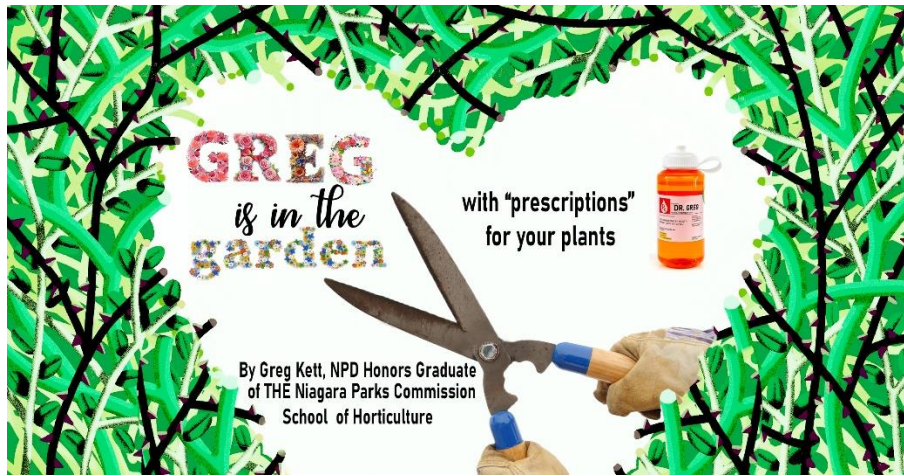


Saturday, September 28th
\$2.00 per loaf
Bring your own 9x13 loaf

I can do 5 loaves at a time and I will post times for a 9:00 start. so please sign up and be prompt at 9:00 am.

Shawn





Staghorn Fern – *Platycerium bifurcatum*



We are very fortunate to have a few excellent examples of this ‘fern’ growing in our Park. The first is at the home of Skip and Claudia Lockhart on Twin Fountains Drive while another fine example is at the home of Sylvia Marks on Cherrywood. A Staghorn Fern – often referred to an Elkhorn Fern – is not native to Florida but thrives in our climate. It is not cold hardy in

northern climates but can be successfully grown if you have a warm indoor space for the winter months. What it particularly enjoys about Central Florida weather is the frequent afternoon showers which make it a great choice for those who do not live in the park on a year-round basis. Here are some basic care tips for Florida weather:

- It prefers bright indirect light so hanging below a fairly dense tree (like that of Claudia/Skip and Sylvia) is a perfect location
- They enjoy those afternoon showers, but a garden hose will also do.
- Be sure the chains you use are strong and long-lasting and are anchored well to the tree you ‘plant’ it in.

- A well-balanced water-soluble fertilizer applied monthly from late spring to early fall will provide all the nutrition it needs
- These ferns have been known to live for 20+ years.

Q: Can I divide it once it is large enough?

A: Yes. The easiest way is to cut the root ball into pieces, ensuring you keep root mass and leaves in each section, including shield leaves (the brown papery ones).

Q: Do I have to remove leaves as they turn brown and dry up?

A: No, the plant is generally self-cleaning, but you can remove any leaves that break from wind or rain.

Here is an example of a fern that needs to be brought indoors in the winter in colder climates.



Yours in the garden,

Greg

Greg Kett, Honors Graduate in Horticulture
THE Niagara Parks Commission School of
Horticulture

**Answer to “Frankenstein” Find-A-Word Puzzle on Page 16:
DELETE ONE = Delete H and find PRACTICAL JOKE**

***Frankenstein is the name of the doctor that created the monster,
not the monster itself.***

TWO EVENTS COMING UP
THAT YOU LOVE !!!

Dr. Steven Darr

70th
BIRTHDAY BASH

JOIN US TO CELEBRATE

SATURDAY, NOVEMBER 2ND

AT THREE O' CLOCK IN THE EVENING

AT SOUTH LAKE WALES CHURCH OF GOD,
HWY 27 SOUTH AT WARNER COLLEGE

COST: FIVE DOLLARS
SEE CHERYL BENSON
FOR TICKETS BY
SEPTEMBER 20TH

TICKETS

ONLY

8

DOLLARS

CHRISTMAS

AT SOUTH

THREE DIFFERENT TIMES:


THURSDAY, DECEMBER 12, 7PM

FRIDAY, DECEMBER 13, 7PM

SATURDAY, DECEMBER 14, 3PM

SEE CHERYL BENSON FOR TICKETS BY SEPTEMBER 20TH!

HURRY! TICKETS GOING FAST!



August heat drives us to find things that are cool and refreshing! Cold water is my usual drink of choice while working in the kitchen or outside. I prefer something more flavorful when spending time with friends. I have developed some flavorful drinks and light appetizers to help out. So, gather some friends and give some of these favorites a whirl!

BUTTER

If you have extraordinary bread and extraordinary butter, it's hard to beat bread and butter.”
Jacques Pepin



September is here marking the transition from summer to fall. The heat will begin to abate, and most crops are now in. Citrus fruits are still being harvested with a few late greens. Meals still need to be prepared and we all know everything tastes better with butter! Have you ever considered making your own? I promise it will taste better than “Land O Lakes! Let’s start at the beginning.

****Equipment needed:** Mixer with whip attachment or food processor or blender and Cheese cloth

Ingredients

- 2 cups heavy cream (may say whipping cream)
- Optional: add a ¼ teaspoon of salt with the original Heavy cream to make salted butter.



- Pour heavy cream into a bowl. Whip on high until butter fat separates from the water/whey, approximately 10 minutes. When you whip it beyond whipping cream, you will see the butter fat separate out from the whey. The butter fat is your butter.
- Pour off the whey (This can be used in place of water in other baked goods, such as making biscuits, muffins, or cookies.)
- Add in about a cup of ice water, then pour off water. (This helps clean and harden the butter fat. Now pour off water. (Just pour down the drain.)
- Place your butter fat into a cheese cloth. Press out any additional

moisture.

Place into a container. You now have freshly made butter.



**now let's
kick it up
a notch!**

(NEXT PAGE)


FLAVORED BUTTERS

Using ½ half cup butter that you just made, or any room softened store purchased butter (1 stick) Place back into your bowl, food processor, or blender and mix together well until blended together by following the measurements on chart below:

HERB BUTTER:	2 -4 tablespoons fresh herbs (such as parsley, tarragon, chives, mint, marjoram, etc.)
MUSTARD BUTTER	1 tablespoon Dijon mustard
CITRUS BUTTER	2 teaspoons orange juice or 2 teaspoons lime juice
GARLIC BUTTER	2 garlic cloves
ALMOND BUTTER	¼ cup finely ground almonds
ANY JAM	¼ cup of any of your favorite jam
HONEY OR MAPLE BUTTER	¼ cup of Honey or Maple srurup

Now use your imagination: shrimp shells, beef roast pureed, rose petals, and more! The combinations are endless. You can find many more combinations out on the internet for yourself.

- Clarified Butter – Perfect with seafood!
- Start with a pound of butter, either the type that you make or a pound of store purchased.
- Place over a moderate heat, melt completely. Continue cooking until the butter begins to boil, allow it to boil for several minutes allowing the water to evaporate.
- Remove from the heat and allow the butter to separate into the whey product in the bottom the butter fat in the middle and frothy milk solids on top.
- Skim off the top, save the butter fat from the middle, and you can use the whey product in the bottom for baking.



Frank is a nationally certified executive chef and culinary educator who has spent many years cooking and catering for upscale events. 32 years of his career were spent educating future chefs.

Frank shares his Twin Fountains home with his wife, Denise. They purchased their home in 2022 and took 2023 to polish it up! January of of this year was their first year as snow-birds in the community. They enjoy friends, traveling, their grandson, and good fellowship!

Frank's plan is to offer a cooking class monthly when he returns next January to our community.



How to achieve good vision while driving during a heavy downpour:

We are not sure why it is so effective; just try this method when it rains heavily. This method was told by a police officer who had experienced and confirmed it. It is useful... even driving at night.

Most motorists turn on HIGH or FAST SPEED of the wipers during a heavy downpour – yet the visibility in front of the windshield is still bad...

The next time you face such a situation,

just put on your POLARIZED sunglasses but they must be POLARIZED to work because light contains two waves: electric and magnetic. One electric wave triggers the creation of a magnetic wave and vice versa. This is how it propagates itself through a medium. These waves are 90 degrees apart. So, when a light wave is travelling towards you, if the electric wave is in an up and down motion, the magnetic wave will be in a left to right motion. When the electric wave is going up the magnetic is going to the right. When electric is going down, magnetic is to the left. This can be rotated to any angle around the axis of travel, as long as they're 90 degrees apart.

The angle in which these electric and magnetic waves are facing has an impact on how the light interacts when encountering a change in medium

When light hits the atmosphere, it bounces off the air and is scattered in all directions and at all angles. So, the number of waves travelling at any one angle is reduced, this reduces the intensity. When light hits a puddle on the road, it is likely to orient in the same direction as the reflective surface. Waves travelling in the same angle at the same frequency amplify in intensity. This is called polarization.

So, while you're driving you have unpolarized light entering your eyes from all around. Then you have high intensity polarized light coming from the puddle in the road. This produces the glare effect. Polarized light from a puddle on the road will likely be horizontal. So polarized sunglasses contain lots of very tiny vertical slits and therefore only lets in vertically polarized light. Any non-vertical light would be reflected or absorbed, and the glare disappears from the road. Fishermen use this to ignore polarized light coming off the water and see the light coming from the fish in the water. This is also used for 3d movies. 3d glasses are just polarized light filters. Each eye "lenses" filtering light differently to trick our brain into perceiving the 3d image. Miracle! Suddenly your visibility is clear, as if there is no rain. Make sure you always have a pair of SUNGLASSES in your car. Remember, glasses too dark may hinder your driving after dark!

As you are not only helping yourself to drive safely with good vision, but you also might save your friends' lives by giving them this idea... Try it yourself and share it with your friends! Amazing - you still see the raindrops on the windshield, but not the sheet

of rain falling. You can see where the rain bounces off the road. The glasses seem to work by eliminating the "blindness" from the spray from passing semi-trailers, too! It also works on the "kickup" you get when you follow a truck or car in the rain.

Another good tip:

A 36 year-old female had an accident several weeks ago. It was raining, though not excessively when her car suddenly began to hydroplane and literally flew through the air. She was not seriously injured but very stunned at the sudden occurrence! When she explained to the Police Officer what had happened, he told her something that every driver should know.

NEVER DRIVE IN THE RAIN WITH YOUR CRUISE CONTROL ON!

She thought she was being cautious by setting the cruise control and maintaining a safe consistent speed in the rain, but the police officer told her that if the cruise control is on, your car will begin to hydroplane when the tires lose contact with the road and your car will accelerate to a higher rate of speed making you take off like a rocket!

She told the officer that was exactly what had occurred. The officer said this warning should be listed on the driver's side sun-visor.

NEVER USE THE CRUISE CONTROL WHEN THE ROAD IS WET OR ICY,

Along with the airbag warning. We tell our teenagers to set the cruise control and drive a safe speed, BUT ONLY WHEN THE ROAD IS DRY!

The only person the accident victim found who knew this, besides the officer, was a man who'd had a similar accident, totaled his car, and sustained several injuries.



TWIN FOUNTAINS RESIDENTS CORNER



Please Place Your Worn Out Flags on My Porch

*Stan D. Quaintance
166 Edgewood Dr.*



NEED A RIDE TO THE AIRPORT, DOCTOR, ETC.?

Call Thomas Lewis: 317 682-8306
6230 Treasure Valley Loop

NEED YOUR HOME PRESSURE WASHED?



**Call Ed Norton
585 766-4079**

Restore your old photos



Photo Restoration & Colorization!
Enlargements & Reductions

**Call Rob Lippert
404 312-0995**

PLEASE HELP!!!

I am looking for volunteers to help with opening / closing the pool!

If interested, please call Jackie Lippert at 404.291-8691

**Do you have something you need to advertise?
Or a message for all of us?**

**See Mary at the Clubhouse or
Call Rob at 404 312-0995**

**When asking that something be added to the newsletter,
please include your name in case we have questions.
Failure to add your name will result in your article NOT
being published.**

Frankenstein

All the words are hidden vertically, horizontally or diagonally—in both directions. The letters that remain unused form a sentence from left to right.

H I D E O U S L F R A N K E N
S T D E T D O G S L E D I N E
I S T N E N O R Y B D R O L L
H G B S E S P R O C E N A Y C
M E R S H I E O F T H N E R R
D R O E S D R A M A I O H O I
R M T N E Y E F C U T O O T C
E A H I C D D R R T H A R A C
F N E L I A E U T C R V R R I
U Y R C E A T D T E D E I O T
G T I E H E M E I S D N B B C
E U O D N S R T E R R E L A R
S N O E N I T S U J B G E L A
T T H E F C O M P A N I O N K
M O N M S S S E L E F I L C T
D N A L R E Z T I W S E I R I
T S W I L L I A M N O S I R P
E L F F G O T H I C W O M A N

FIRE
FRIEND
GENEVA
GERMANY
GOTHIC
HATE
HIDEOUS
HORRIBLE
ICE SHEET
JUSTINE
LABORATORY
LIFELESS
LONESOME
LORD BYRON
MURDER
PRISON
REFUGE
RUIN
SICK
STUDY
SUICIDE
SWITZERLAND
WILLIAM
WOMAN

ARCTIC CIRCLE
BRIDE
BROTHER

COMPANION
CORPSES
DECLINE

DOG SLED
DRAMA
FILM

DELETE ONE

Delete one letter from JAIL ARCH POCKET and fall into a trap.




© Trusted Media Brands, Inc. No other duplication permitted; not for resale. All rights reserved.

*This Find-A-Word Puzzle is the Courtesy of Reader's Digest.
Find-A-Word Puzzle answer on page 9.*



American Heart Association.
Heart Walk®



2024 POLK COUNTY

HEART WALK

I WALK TO SAVE LIVES. SO CAN YOU.

Heart disease and stroke impact people in very personal, life-changing ways. Bold moves, and dedicated researchers and volunteers, have resulted in significant medical advancements over 100 years. This year, we want to connect with and share the reasons why we need to eliminate heart disease and stroke.

SATURDAY, NOVEMBER 2, 2024

Festivities start at 8:30AM; Walk begins at 9:30 AM

START OR JOIN A TEAM WITH
KSC CARDIOLOGY!

JOKER MARCHANT STADIUM

2301 Lakeland Hills Blvd, Lakeland, FL 33805



LOCALLY SPONSORED BY

If you would like to give a donation Without walking, please see Melissa Whiteford, 208 Edgewood Blvd. You can also drop a donation off at the office, please mark donation for Heart Walk. A Great Cause! THANK YOU!



All donations will be combined and given as a combined contribution from Twin Fountains Club. Melissa Whitford Number: (478)-972-7019

Polk Sheriff Charities

Highland Homes | KSC Cardiology | Mahalak Auto Group | Publix Supermarkets | Polk State College

www.polkheartwalk.org

FOR SALE:

2014 EZ Go Golf Cart

Extra rear seat installed, new batteries (\$1200) as of September 2023

~~\$3,500~~ \$3100 REDUCED PRICE ✓

Contact Shannon Lear (813) 528-5747 or
Jen Herring (989) 413-2867



This Golf Cart was owned by Betty Church. Very Good Condition has been well cared for.

TWIN FOUNTAINS ACTIVITIES

(See description of activities on back)

SEPTEMBER 2024

website: twinfountainsclub.com

SUNDAY	MONDAY	TUESDAY	WEDNESDAY	THURSDAY	FRIDAY	SATURDAY
1 6:00 PM Hand & Foot	2 10:00 & 1:00 MEN'S SHUFFLE <i>Labor Day Picnic</i> 12:30 PM	3 10:00 & 1:00 WOMEN'S SHUFFLE 7:00 BINGO	4 8:00 Coffee & Donuts 10:00 & 1:00 MEN'S SHUFFLE 10:00 Cardio Drumming	5 10:00 & 1:00 WOMEN'S SHUFFLE 1:00 CORN HOLE 6:00 NICKEL	6 9:00 & 10:30 COUPLES SHUFFLE	7 10:00 SHUFFLE
8 6:00 PM Hand & Foot	9 10:00 & 1:00 MEN'S SHUFFLE	10 10:00 & 1:00 WOMEN'S SHUFFLE 7:00 BINGO Social Club 11:30AM @ Clubhouse	11 8:00 Coffee & Donuts 10:00 & 1:00 MEN'S SHUFFLE 10:00 Cardio Drumming	12 10:00 & 1:00 WOMEN'S SHUFFLE 1:00 CORN HOLE 6:00 NICKEL	13 9:00 & 10:30 COUPLES SHUFFLE	14 10:00 CORN HOLE
15 6:00 PM Hand & Foot	16 10:00 & 1:00 MEN'S SHUFFLE	17 10:00 & 1:00 WOMEN'S SHUFFLE 7:00 BINGO	18 8:00 Coffee & Donuts 10:00 & 1:00 MEN'S SHUFFLE 10:00 Cardio Drumming	19 10:00 & 1:00 WOMEN'S SHUFFLE 1:00 CORN HOLE 6:00 NICKEL	20 9:00 & 10:30 COUPLES SHUFFLE	21 10:00 SHUFFLE
22 6:00 PM Hand & Foot	23 10:00 & 1:00 MEN'S SHUFFLE	24 10:00 & 1:00 WOMEN'S SHUFFLE 7:00 BINGO	25 8:00 Coffee & Donuts 10:00 & 1:00 MEN'S SHUFFLE 10:00 Cardio Drumming	26 10:00 & 1:00 WOMEN'S SHUFFLE 1:00 CORN HOLE 6:00 NICKEL	27 9:00 & 10:30 COUPLES SHUFFLE	28 9:00 Breadmaking Class 10:00 CORN HOLE
29 6:00 PM Hand & Foot	30 10:00 & 1:00 MEN'S SHUFFLE <u>Board Meeting</u>					

SHUFFLEBOARD: Men's, Women's & Couples. Please see the calendar for days and times.

BINGO – always room for more players, lots of fun, great payouts. All \$\$ taken in is given out. The more folks that play, the bigger the pots.

NICKLE NICKLE - Lots of fun, plenty of laughs. Again, always room for more or just come and see if you'd like to play. We play two games. 11 nickels & 1 quarter is required for each game. Come and join in on the fun!

HORSESHOE Pits are ready to be used.

POKENO is on Friday afternoon at 1:00 pm. in the clubhouse. Bring your own pennies. This is a fun inside game using pennies. It is similar to bingo. A signup sheet is in the clubhouse.

CORNHOLE -Thursdays and every other Saturday. (See Calendar) Come and join in on the fun!
Played down in front of the horseshoe pit near Tract C (Boat & RV storage

EUCHRE – Please sign up at the clubhouse by Sunday of each week so that we have time to fill the tables prior to Euchre night. The more people we have, the more money you will win and the more fun you'll have. It is only \$2.00 to play + 25¢ if you go alone and don't make it. We have 4 places you can win. We start at 7:00 pm and you are out by 9:00 pm. We will play the 1st and 3rd Monday of the month. If you have any questions, please see Arlene.

HAND & FOOT - - Sunday Night – Card Game – Do not need a partner to play. Come and Join in!